



UZ ENERGY LIMITED

Warranty for Power Lite Plus Series Battery System

UZ ENERGY LIMITED WARRANTY

The basic Limited Product Warranty period for [PLPA-L1-5K1](#) is **10** years.

The Limited Performance Warranty period for [PLPA-L1-5K1](#) is **10** years.

Limited Product Warranty

UZ ENERGY warrants that the hardware of electronics and enclosure (including battery cover, enclosed micro circuit breaker if applicable, BMS PCBA) will be free of defects caused by improper workmanship or defective materials, and it will start from the **Installation Date**.

Limited Performance Warranty

UZ ENERGY warrants that the battery system retains either **Seventy Percent (70%)** of Designed Energy for **Ten (10)** years, or for a Minimum Through Output Energy which is calculated from the installation date.

Model No.	Designed Energy (kWh)	Usable Energy (kWh)	Minimum Through Output Energy (MWh)
PLPA-L1-5K1	5.12	4.37	15.98

¹ 90% DoD with 95% Round Trip Efficiency. Usable Energy (kWh) is measured by following the testing conditions and methods in Appendix A

² In 10 years, the total yield energy calculated based on Usable Energy and the number is calculated based on condition @ T=25 deg C, 0.5C/0.5C charging and discharging, roughly 1 cycle per day.

PRECONDITIONS FOR WARRANTY

- 1) The defect of the battery system shall occur within the battery system warranty period as determined above.
- 2) Any battery system failure, fault or warning which leads to system not working or working abnormally, must be reported by following the terms described in 'HOW TO MAKE A CLAIM UNDER THE UZ ENERGY WARRANTY' within two weeks of occurrence.
- 3) The battery system shall be installed by a skilled person or 3rd party installer certified by UZ Energy.



- 4) End User shall correctly operate and use the battery system according to the User Manual and Installation Guide.
- 5) End User shall provide the proof of the original purchase of the battery system.
- 6) **The installation of the Battery System for the End User shall be completed within maximum 6 months from the Invoice Date. The installer shall inform UZ Energy contact sales person via email and a proper inspection of the product shall be conduct according to UZ Energy guidance.**
- 7) The charging temperature of the battery system must NOT exceed $-10^{\circ}\text{C}\sim 50^{\circ}\text{C}$ and the discharging temperature of battery system must NOT exceed $-20^{\circ}\text{C}\sim 50^{\circ}\text{C}$, and shall not be exposed in an installed area to direct sunlight. The Battery system installation location must be ventilated in accordance with the requirements of User Manual and Installation Guide.
- 8) This Warranty covers a capacity equivalent to one full cycle per day. The Battery system is not suitable for supplying life-sustaining medical devices or automotive application.
- 9) The battery system shall be installed with inverters which are listed in UZ "Power Lite plus and Inverter Compatible List". If you want to use any other inverter, please check with UZ ENERGY to make sure it's compatible in advance.

HOW TO MAKE A CLAIM UNDER THE UZ ENERGY WARRANTY

If the claimant wants to make a warranty claim, please contact your local distributor where you purchased the battery system from, or the installer who installed the battery for you. If the claimant was unable to obtain service from them, or was NOT satisfied with their service, the claimant can escalate your service request to UZ ENERGY. Please note, in order to deliver a friendly and timely service, UZ ENERGY is cooperating with many of our distributors and installers all over the world. As such, please treat them as the default service channel and use these service channels to make your warranty claim. UZ ENERGY will support and audit our service channel to ensure that we deliver a good service to our customers.

Please have the following information to hand as it may be required when contacting the local distributor.

- 1) Contact information of claimant, including name of the person, name of the company, phone number, email address and shipment address.
 - 2) Information regarding all defective battery system, including model No., serial number, installation date and failure date. Please make the claim within one month from the failure date, otherwise UZ ENERGY will treat it as you have abandoned the right to make a warranty claim.
 - 3) Installation information, including brand, model, and number of PV panels.
 - 4) Error message on APP screen (if applicable) and additional information regarding the fault/error.
 - 5) Description of actions before the failure and detailed information of previous claims (if applicable).
- UZ ENERGY may arrange an on-site inspection to find out the root of the faults. The claimant is



responsible for granting access, making time, and ensuring the safety of the inspection by a technician from UZ ENERGY or an authorized third-party company. UZ ENERGY reserves the right not to enter the site should the UZ ENERGY technician consider it unsafe to do so.

REMEDY

If a claim is received within the warranty period and a fault with the battery system is discovered that is covered under the warranty, UZ ENERGY may, at its sole discretion, elect to

- 1) Fix the issue by changing configurations or updating software.
- 2) Repair the battery system by replacing it with spare parts.
- 3) Exchange the battery system for a battery system that is brand new or refurbished but at least functionally equivalent to the original battery system or an upgraded model that is either functionally equivalent or functionally superior to the original battery system. If the device is replaced within the warranty period, the remaining warranty period will be automatically transferred to the replacement unit. If the remaining warranty period is less than one year after the replacement, it will be extended to a 6 months warranty. For every single battery system replacement case, the claimant must gather the necessary information and send the RMA report (by following UZ ENERGY’s RMA template) to UZ ENERGY to confirm the RMA request prior to the battery system being exchanged.

RMA Template

Product Model	Serial Number	Invoice Date/No.	Installation Date	Installer	Remark
e.g. Power Lite Plus PLPA-L1-10K2					e.g. Problem Description

- 4) All parts of the battery system that are replaced by UZ ENERGY shall become UZ ENERGY’s property. If the battery system is found not to be covered by this Limited Warranty, UZ ENERGY reserves the right to charge a handling fee.

WHAT IS COVERED AND NOT COVERED?

Unless a special/unique agreement exists between UZ ENERGY and the customer, the UZ ENERGY limited warranty covers only the cost of hardware material required to get the device functioning again.



All other costs including but not limited to compensation from direct or indirect damages arising from the defective device or other facilities of the PV system, or loss of electrical power generated during the battery system downtime are NOT covered by the UZ ENERGY limited warranty.

WARRANTY EXCEPTIONS

The following circumstances may cause device defects, but are NOT covered by UZ ENERGY's limited warranty.

- 1) Normal wear and tear (including, without limitation, wear and tear of batteries).
- 2) Any defects that occur when the battery system warranty period has expired (excluding additional agreements of warranty extension).
- 3) Faults or damages due to faulty installations or operations, maintenance carried out against UZ ENERGY instructions by an unauthorized installer. Unauthorized wiring or use with faulty or incompatible devices. Any changes to the installation not done in accordance with the Installation Guide. Usage which does not comply with the safety regulations (VDE, IEC, etc.). Damage or defect caused by End User's improper use, misuse, abuse, which non-conforming with User Manual.
- 4) Damage caused by End User deliberately or by willful act.
- 5) Disassembly, repair or modifications performed by a third-party company/person not authorized by UZ ENERGY. Battery system modifications, design changes or part replacements not approved by UZ ENERGY.
- 6) Faults or damages due to unforeseen circumstances, man-made factors, or examples of force majeure including but not limited to stormy weather, flooding, pests, inappropriate handling, misuse, neglect, fire, water, lightning or other acts of nature.
- 7) Vandalism, engraving, labels, irreversible marking or contamination or theft.
- 8) Faults or damage caused by other factors not related to battery system quality issues.
- 9) Any rust that appears on the device's enclosure caused by harsh environmental conditions, accidents and external influences. Faults or damage caused by exposure to sea coasts/saltwater or other aggressive atmospheres or environmental conditions without UZ ENERGY's written confirmation/approval prior to the installation.
- 10) Damage caused during transport, incorrect product installation, removal, exceedance of temperature range during use and improper use.
- 11) End User fails to provide correct product serial number or product serial number is undecipherable or has been modified without permission by UZ ENERGY.
- 12) Defects of Product arise due to renewal of the national or regional laws or regulations.
- 13) Product failure is not reported to UZ ENERGY within one month of appearance.



OUT OF WARRANTY CASE

Any defects that occur after the expiry of the warranty period, or which occur within the warranty period but which falls into the warranty exceptions conditions above, are known by UZ ENERGY as out-of-warranty cases. For all out-of-warranty cases, UZ ENERGY may charge an on-site service fee, a parts fee, labor costs and a logistics fee to customer, including any/all of:

- 1) On-site service fee: cost of travel and time for the technician to deliver on-site service and labor cost for the technician, who is repairing, performing maintenance on, installing (hardware or software) and debugging the faulty battery system.
- 2) Parts/materials fee: cost of replacement parts/materials (including any shipping/admin fee that may apply).
- 3) Logistics fee: cost of delivery and any other expenses incurred when defective battery systems are sent from the user to UZ ENERGY or/and repaired battery systems are sent from UZ ENERGY to the user.

GEOGRAPHICAL SCOPE

This UZ ENERGY Limited warranty terms and conditions only apply for the devices which are originally purchased from channels authorized by UZ ENERGY and installed in the destination defined within the Austrilla market ONLY, unless there are specially stipulated warranty terms and conditions between UZ ENERGY and the direct purchaser. For any units sold for one country/region but installed in another country/region, the warranty will become invalid if UZ ENERGY does not provide written confirmation/approval prior to the installation.

LIMITATION OF UZ ENERGY'S LIABILITY

This limited warranty applies to the battery system which is sold and installed after Aug. 30, 2021. It is the end user's sole and exclusive remedy against UZ ENERGY and UZ ENERGY's sole and exclusive liability in respect of defects in battery system. This limited warranty replaces all other UZ ENERGY warranties and liabilities, whether oral, written, (non-mandatory) statutory, contractual, in tort or otherwise, including, without limitation, and where permitted by applicable law, any implied conditions, warranties or other terms as regards satisfactory quality or fitness for purpose. However, this limited warranty shall neither exclude nor limit any of your legal (statutory) rights under the applicable national laws. To the extent permitted by applicable law(s), UZ ENERGY does not assume any liability for any loss of, damage to or corruption of data, for any loss of profit, loss of use of battery systems or functionality, loss of business, loss of contracts, loss of revenue or loss of anticipated savings, increased costs or expenses or for any indirect loss or damage, consequential loss or damage or special loss or damage, or punitive loss or damage. To the extent permitted by applicable law, UZ ENERGY's liability shall be limited



to the purchase value of the battery system. The above limitations shall not apply in case of gross negligence or intentional misconduct of UZ ENERGY or in case of death or personal injury resulting from UZ ENERGY's proven negligence.

* Manufacturer's limited warranty is a basic warranty promise from UZ ENERGY to the end users. In some countries/districts, end users may receive an additional warranty promise (should be at least equivalent to the manufacturer's warranty) which is provided by UZ ENERGY local distributor; should any claims arise in this respect, please direct them to the local distributor. Please note this UZ ENERGY limited warranty statement may NOT be the latest version, please confirm with UZ ENERGY before signing this warranty letter.

* All rights reserved by UZ ENERGY Limited.



Appendix A

Designed Energy measurement condition:

Ambient temperature: -10 ~ 50 degree C

Charge / Discharge method:

- 1) Discharge the battery with constant current until the battery reaches end of discharge voltage or battery self-protection automatically.
- 2) Lay aside the battery for 10 mins.
- 3) Charge the battery with constant current and constant charge voltage until battery self-protection automatically.
- 4) Lay aside the battery for 10 mins.
- 5) Discharge the battery with constant current until reach end of discharge voltage or battery self-protection automatically. Calculate discharged capacity. Monitor current timely. (If it's constant current.)
- 6) Calculate formula: Current Capacity = Discharge time × Constant current value.
- 7) Charge the battery with Constant current and constant charge voltage until battery self-protection automatically.

*

Product Type	End of Discharge Voltage	Constant Charge Voltage	Constant Current
Power Lite Plus PLPA-L1-5K1	46 V	58 V	60 A



**Power Lite Plus
(PLPA-L1-5K1) Product Specification**

Ver 1.1



Revision History:

Date	Revision	Description	Owner
2022-10-11	V1.0	Initial Release	XQ Liu
2024-08-22	V1.1	Update Operating Temperature	Mark Tang



Table of Contents

Table of Contents	3
1. System.....	4
1.1 Applicable Scope	4
1.2 Standard Environmental Test Conditions	4
1.3 System Appearance/Component.....	4
1.4 Detailed Specifications	4
1.5 Electrical Schematic.....	6
1.6 Battery System Panel Connector	6
2. Scope of Supply.....	8
3. Label.....	10
3.1 Product Label.....	10
3.2 SN Label	10
4. Package, transportation and storage	11
4.1 Package	11
4.2 Transportation.....	12
4.3 Storage.....	13
5. Appendix Handling Precautions and Guidelines for Product.....	15
6. Disclaimer	17
6.1 Customer Responsibility	17
7. Routine maintenance	18
8. Recycling disposal	20

1. System

1.1 Applicable Scope

The purpose of this product specification (“Document”) is to specify the specifications of the rechargeable lithium battery system(System or Product) to be supplied by UZENERGY to Customer based on customer requirements.. For the avoidance of doubt, the specifications specified herein only apply to UZ product.

Installers need to install overcurrent protection and isolation devices (i.e. circuit breakers) between the inverter and the battery system, as well as between the parallel batteries, as required by local regulations.

1.2 Standard Environmental Test Conditions

Unless otherwise specified, all tests stated in this Document are conducted at below conditions:

1. Temperature: 25 ±3 °C (Temperature Condition)
2. Humidity: <95% RH (Non-Condensing)

Throughout this document, numeric criteria annotated by “*” means such criteria are only applicable to fresh unused Product within 30 days from UZENERGY manufacturing date. Products either have been used or stored for a period longer than 30 days by Customer and/or its customer may exhibit an inferior numeric parameter than such criteria.Customer agrees that such occurrence does not constitute non conformance of specification

1.3 System Appearance/Component

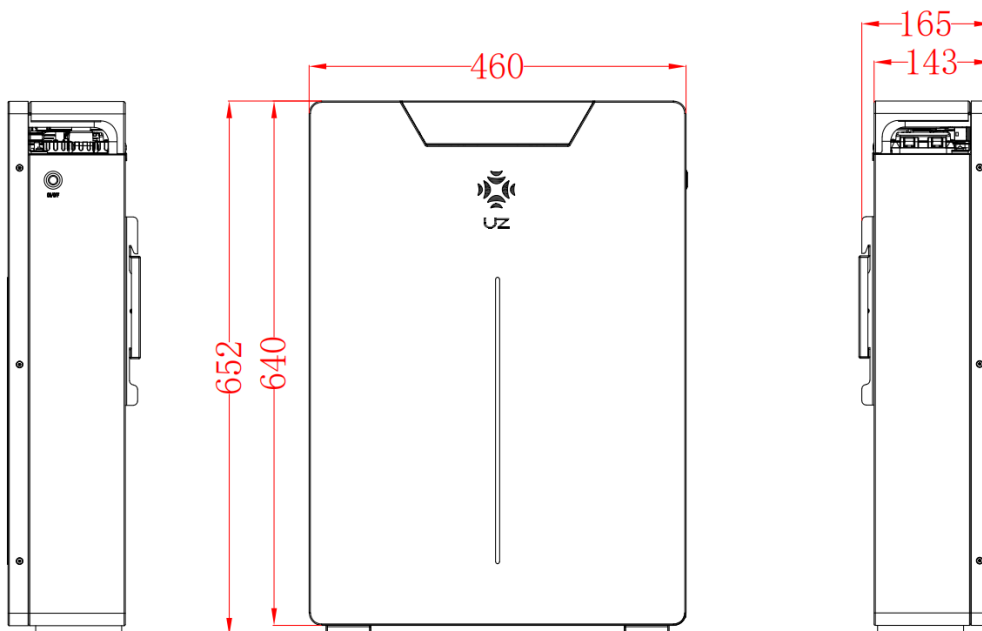


Fig 1.1.1

1.4 Detailed Specifications

Key Item	Specification	Remark
Rated Capacity	100 Ah	
Rated Voltage	51.2 V	



Rated Current	0.6C, 60 A	
Working Voltage Range	44.8-58.4 V	
Rated Energy	5.12 kWh	
Max. Parallel Quantity	Max. 32 Sets In Parallel , 163.84 kWh	
Rated Charging Current	0.6C , 60 A	
Max. Charging Continuous Current	0.6C , 60 A	
Rated Discharge Current	0.6C , 60 A	
Max. Discharge Continuous Current	1C, 100 A	>70% SOC
Battery Max. Charge/Discharge Power	3.07 kW/5.12 kW	
Peak Discharge Current / Power	105 A/5.37 kW, 1min	
Standard Charging Method	0.5C CC to 57.6 V; CV at 57.6 V Till Current Is 0.05C	
Available SOC Range	0% ~ 100%	
SOC Transportation Range	50%	
Dimensions [W*D*H]	Width: 460 (±5) mm/18.11 in, Depth: 165 (±5) mm/6.5 in, Height: 652 (±5) mm/25.67 in,	
Weight	~50 kg	
Operating Temperature ¹	-10°C ~ 50 °C	
Storage Temperature ²	-15°C ~ 55 °C	
Working Humidity	<95% RH (non-condensing)	
Altitude ³	≤2000 m	
Communication	CAN, RS485, Dry Contact, WiFi	WiFi Stick Option
Certificate	IEC 62619, IEC62040, IEC61000, UN38.3	
Designed Cycle Life (25°C±2°C)	6000 Cycles	0.5C/80%DOD/80%SOH/1 cycle per day
Warranty ⁴	10 Years	Working Condition 0.5 C @ 25 deg C, 80% DoD, 1 cycle per day
IP Rating	IP65	
Cooling	Natural Cooling	
Heating Power	230.4 W	

Environment Protection Standard	RoHS	
1. Recommended operating temperature: 10~30 ℃. 2. Recommended Storage temperature: 10~30 ℃. 3. Recommended working height is less than 2000 m, and the max. working height is 3000 m. 4. For details, please refer to the catalog 6 Disclaimer		

1.5 Electrical Schematic

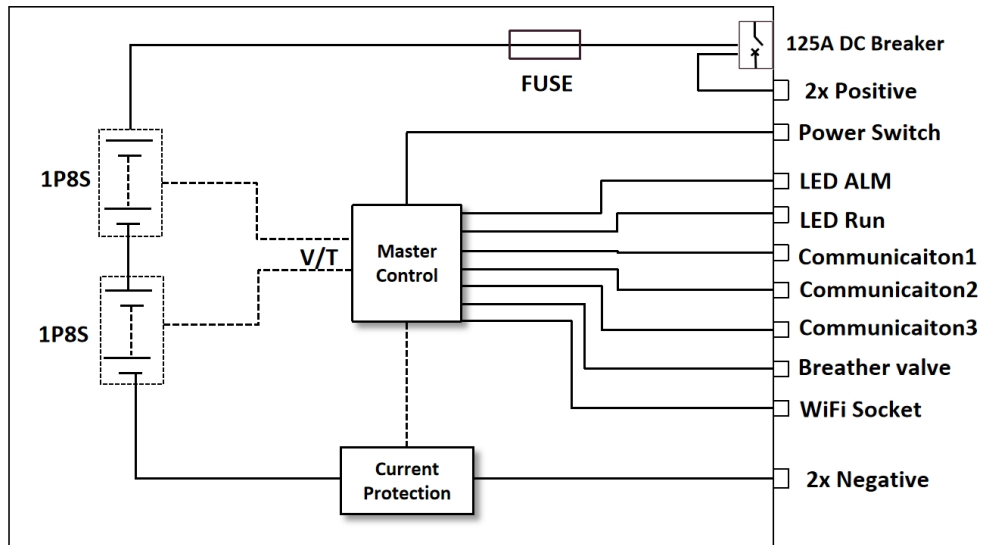


Fig 1.5.1

1.6 Battery System Panel Connector

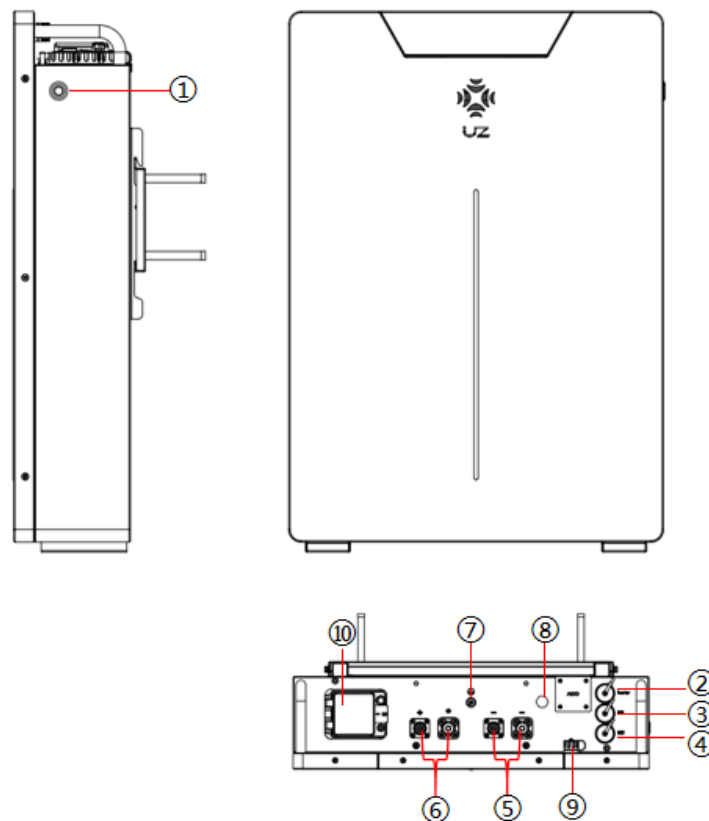
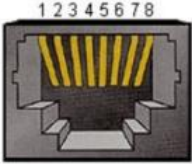
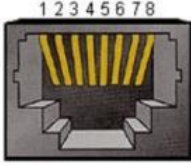
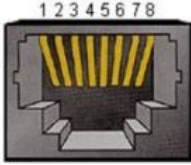
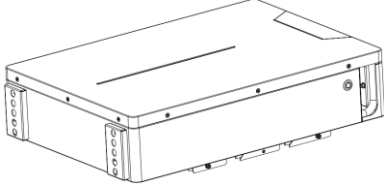
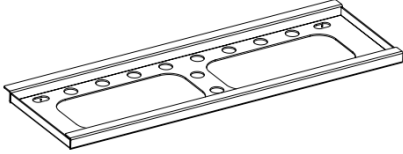
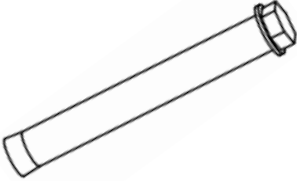

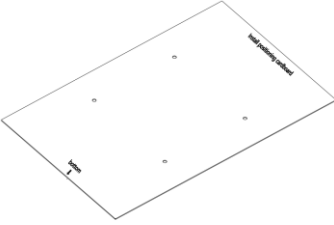
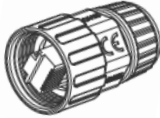


Fig 1.6.1

Item	Name	Model	Remarks
1	Power Switch		Red light:ALM Blue light:RUN
2	Communication port 	RJ45	Battery To INVERTER Pin 1: NA Pin 2: PCS-485-A Pin 3: PCS-485-B Pin 4: PCS-CAN-H Pin 5: PCS-CAN-L Pin 6: GND Pin 7: NA Pin 8: NA
3	Communication port 	RJ45	Internal Connection (LINK IN) Pin 1: NC Pin 2: BMS-485-A Pin 3: BMS-485-B Pin 4: DI+ Pin 5: DI- Pin 6: NC Pin 7: BMS-CAN-H Pin 8: BMS-CAN-L
4	Communication port 	RJ45	Internal Connection (LINK OUT) Pin 1: NC Pin 2: BMS-485-A Pin 3: BMS-485-B Pin 4: DO+ Pin 5: DO- Pin 6: NC Pin 7: BMS-CAN-H Pin 8: BMS-CAN-L
5	Port Negative x2	PSR6XABM5A	Black cable 25 mm ² /4 AWG, cable plug model: PSRP6XA25A
6	Port Positive x2	PSR6XCBM5A	Red cable 25 mm ² /4 AWG, cable plug model: PSRP6XC25A
7	GND	M6	Yellow-Green, 10 AWG
8	Breather Valve		
9	WIFI Socket	Magpie WiFi Stick V190603-R	Function (Option)
10	125 A DC Breaker		

2. Scope of Supply

Key Item	Number	Describe	Specification
Battery pack	1		51.2 V100 Ah
Back plate support	1		
Expansion screw	4		M8*80 mm
Screw	2		M5*14 mm
Mounting positioning board	1		
RJ45 Waterproof wiring terminal	3		
Positive DC cable	1	Red cable, 25 mm ² / 4AWG, cable length 1.5m; one side quick plug terminal:Orange_PSRP6XC25A, one side SC25-8 terminal;Continuous flow capacity:100 A	



Negative DC cable	1	Black cable, 25 mm ² / 4AWG, cable length 1.5 m; Single-sided quick plug terminal: black _PSRP6XA25A, single-sided SC25-8 terminal;Continuous flow capacity:100 A	
Communication cable	1	Standard communication cable,Length:1.5 m_ Black_ CAT 5 (8P8C) , Both injection molding metal crystal head; Battery 4H5L;	
Ground wire	1	Yellow green wire UL3512 10WAG_Length:1 m,double M6 OT Terminal	



3. Label

3.1 Product Label

Requirement: Dimension: 80x150 mm;

Scale 1:1 according to drawing scale;

Material: PET;

Single-sided adhesive: 3M 467MP.

3.2 SN Label



U L F 051 100 P 0 0 22 8 C 0001

Requirement: Dimension: 50x15 mm,code height: 10 mm

Scale 1:1 according to drawing scale;

Material: PET;

Single-sided adhesive: 3M 467MP.

4. Package, transportation and storage

Customer shall ensure that the Products are handled, operated, used and maintained by professionals qualified for such Products and that such professionals shall handle the Products in accordance with the Product User Manual (“User Manual”) provided by UZENERGY as well as in accordance with local laws and regulations. Customer shall alert its customers, contract manufacturers, agents, distributors, service providers and end users of the risks of the products given and are provided with adequate instructions as per such User Manual; Customer shall also ensure that Customer’s obligations as specified in the Document as well as the User Manual are, through a printed label on host device, or through Customer’s user manual, or a help file or Customer’s Internet website, contractually imposed on Customer’s own customers and distributors, and by them further down to the end users so that the entire chain is committed to the above obligations and so that the products are properly handled, operated, transported, used and maintained.

4.1 Package

4.1.1 Battery packing

Size of carton: 708 mm (L)*543 mm (W)*237 mm (H). The packaging process is shown in the following figure.

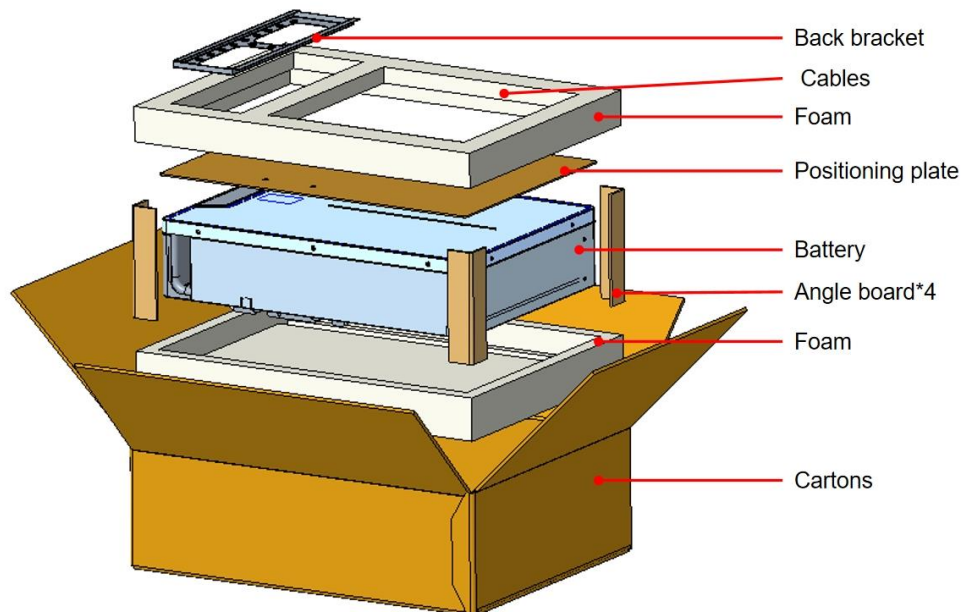


Fig4.1.1

4.1.2 Stacking method

One pallet can be stacked only four layers with a height of 1060mm; Paper box should be equipped with corner protection and wrapped with films.

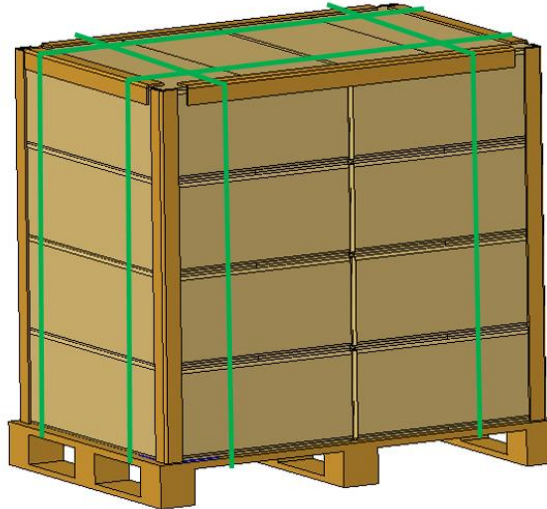


Fig4.1.2

4.2 Transportation

Packs has cleared UN38.3 (Section 38.3 of the seventh Revised Edition of the Recommendations on the Transport of Dangerous Goods: Manual of Tests and Criteria) and SN/T 0370.2-2009 (Part 2: Performance Test of the Rules for the Inspection of packaging for Exporting Dangerous Goods). The pack is classified as class 9 dangerous goods, and shall be transported in accordance with the following:

1. Use van-type vehicle including container and metallic van-type vehicle. Platform vehicle and convertible are prohibited

2. In order to protect packs from moving, falling or crashing, bandages and bubble bags shall be adopted during transportation. Specifically, bandages apply to both long and short distance transports, and at least the last 1-2 rows at vehicle rear shall be bandaged. Short distance transport does not need bubble bags. But both bubble bags and bandages (at least the vehicle rear) should be used for long distance transport. If there isn't enough space for bubble bags, bandage application inside the whole car is an option.

3. Vehicle in the middle of unloading should berth near dock. Vehicles waiting to be unloaded should keep a safe distance of 6m from warehouse. The vehicle prohibits debris stacking and should stay away from other vehicles.

4. Prohibit mixing up with explosive, inflammable or toxic objects.

5. Prohibit piling up with other objects.

6. Maintain original packaging and keep labels complete and recognizable.

7. Prevent from direct exposure to sunlight, rain, condensation and mechanical damage.

8. Do not stack packs more than five layers and do not stack BMS Boxes more than 4 layers.

9. Maintain temperature between -10°C and 45°C, and keep humidity within 5%-95%RH during the storage.

10. Carriers should be equipped with extinguishers designed specifically for lithium battery, which are used together with fire protection water and sand

11. A damaged box or rattles during transport may indicate rough handling. Describe the damages on



the delivery receipt before signing. If an obvious damage such as package hole or serious impact is found, please contact COMPANY

4.3 Storage

4.3.1 Warehouse Management

1. It is not recommended to store packs in 7-meter-height warehouse. In case of the warehouse, Packs should be placed not higher than two meters from floor.

2. Packs with safety deficiency and normal packs should be stored in separated areas with wall in-between or in different fire protection zones.

3. Prevent electrical fire sources. Electrical tube, switch box and socket should be undamaged. 0.5 meters from floor standing air conditioner and dehumidifier should be free from inflammable materials. Use cold light source in warehouse. If spotlight is used, at least one meter therefrom should be free from other inflammable materials.

4. Warehouse should be labeled with smoking ban and confirmed without cigarette butts. Smoking points should be reasonably designed with a fire-retardant wall separating warehouse. Wind at exit cannot blow cigarette butt to the ground near warehouse.

5. Rodent prevention measures should be taken in the warehouse, such as blocking holes, putting floor baffles. The clearance of door slots should be less than 10mm.

6. Warehouse canopy must use fire retardant materials . Prohibit inflammable materials like plastic or canvas.

7. Warehouse should be equipped with fire detector, watch-keeper, and surveillance video cameras and videos should be kept for at least one month.

8. It is recommended that batteries not be stored for a long period. They should be used soon after being deployed onsite. The batteries should be handled according to the following requirements. The battery system must be recharged if the storage time is ≥ 6 months.

Battery system charging step:

- (1) Standing for 1 minute;
- (2) Constant current and voltage charging: cut off voltage: 54.4V, current: 0.5C (50A), cutoff current: 0.05C.
- (3) End

If over-discharged, the battery will behave as follows:

- The battery may not start-up when turning the power switch to the ON position
- The battery output voltage may be less than 40V when turned on
- All LED indicators are off and the battery cannot communicate to the upper computer via RS485/USB converter.

Please contact the technical contact where you purchased the battery immediately once the above abnormal issues occur.

- Dispose of deformed, damaged, or leaking batteries directly irrespective of how long they have been stored.
- The storage duration starts from the latest charge time labeled on the battery package. If a battery is qualified after recharge, update the latest charge time and the next recharge time (next recharge



time = latest charge time +recharge interval) on the label.

- The maximum power storage period of a lithium battery is three years.
- If a lithium battery is stored for a long time, capacity loss may occur. After a lithium battery is stored for 12 months in the recommended storage temperature, the irreversible capacity loss rate is 3%–10%. If customers perform the discharge test according to the specifications, they may fail to pass the test if the storage capacity of the battery is not 100% of the rated capacity.

9. Pack performance is vulnerable to chemical corrosion, strong acid, strong base, electrochemical corrosion, salt spray and radiation

4.3.2 Fire extinguish device

1. Battery sites must be equipped with multiple varieties of battery fire extinguishers, including fire sand, blanket and powder extinguisher.

2. It is recommended to deploy a micro fire station with firefighter uniforms, helmets, fire protection masks, safety gloves, and at least one set of first aid kit including medical devices and drugs.

4.3.3 Smoke discharge

1. Equip the room with independent fans that run 24 hours/7 days and have failure alert function. Fans should coordinate with smoke detectors or gas concentration detectors.

2. The ventilation capability should not be less than 12 times per hour and wind speed should exceed 0.5 meter per second.

3. Fan portfolio includes axial flow fan on wall (effective distance less than 5 meters), fan with fixed air hose, and mobile fan with flexible aluminum foil. The combination of wall fan and mobile fan is recommended.

4.3.4 Fire retardant buildings

Warehouse and plant should use level two fire retardant buildings, like rock wool colour steel plate, plasterboard and iron rain-shed. Inflammable materials like foam and plastics are prohibited.

4.3.5 Separate storage

1. Do NOT store lithium batteries with inflammable or toxic objects.

2. Design various fire protection zones. Store normal packs and packs with safety deficiencies separately.

4.3.6 Recharge

Keep the shipment pack SOC less than 50% and charge the pack if it has been stored for more than 12 months.

Set CV to 51V and CC to 10A and charge the pack for 2H until pack terminal blocks are measured ranging from 46.2V to 51V.



5. Appendix Handling Precautions and Guidelines for Product

These Handling Precautions and Guidelines for Rechargeable Battery System (“Handling Precautions and Guidelines”) shall only apply to the packs manufactured by COMPANY. Customer shall strictly follow these Handling Precautions and Guidelines, and shall alert its customers, contract manufacturers, agents, distributors, service providers and end users of the risks of the packs and shall ensure that Customer’s obligations as specified in the Document as well as the Handling Precautions and Guidelines are, through a printed label on host device, or through Customer’s Quick Installation Guide, or a help file or Customer’s Internet website, contractually imposed on Customer’s own customers and distributors, and by them further down to the end users so that the entire chain is committed to the above obligations and so that the products are properly handled, operated, transported, used and maintained.

Statement(1) :

Customer is requested to contact COMPANY in advance, if and when the customer needs other applications or operating conditions than those described in this Document. Additional experimentation may be required to verify performance and safety under such conditions

Statement (2) :

COMPANY will take no responsibility for any accident or liabilities in the event the Product is used for applications or under conditions other than those described in this Document.

- Use Product under specified charge/discharge conditions.
- Do not immerse in water.
- Do not heat.
- Do not attempt to crush, drop or penetrate the pack.
- Do not attempt to have any modification/.
- Leave Product in cool places.
- Stop using Product with any colour change or mechanical damage detected during assembling, charging, normal operation and storage .
- In case of leakage or smells, track to thermal source, remove the thermal source and clean with water.
- Do not place or leave the pack and equipment in the reach of children so that they are not able to swallow or mistreat the product. In case of ingestion, consult with a doctor immediately.
- Keep leaked electrolyte away from eyes or skin. In case of leakage contact with eyes or skin, immediately clean with water and seek help from a doctor. Serious damages can be caused due to delayed treatment.
- Do not put the pack into a fire. Do not use it or leave it in a place near fire, heaters, or high temperature sources. The heat can melt pack insulator and damage safety vent, resulting in overheat, explosion or fire of the pack .



- Do not submerge the product in water, or wet the product. If the protective devices are damaged, abnormal charging current and voltage may cause a chemical reaction within the product, which may result in overheat, explosion and even fire of the pack .
- Do not connect positive (+) and negative (-) terminals of the pack reversely.
- Do not short circuit. Do not contact the pack terminals (+ and -) directly with a wire or any metal (like a metal necklace or a hairpin). Otherwise, the pack is short circuited and generates excessive current, which may result in overheat, explosion, or fire of the pack .
- Do not throw or drop the pack. Strong impact may damage the protective devices and an abnormal chemical reaction might occur during charge, resulting in overheat, explosion, or fire of the pack.
- Do not drive a nail in, hit with a hammer, or stamp on the pack. Otherwise, the pack may be deformed and short circuited, resulting in overheat, explosion, or fire of the pack.
- Do not solder the pack directly. Heat applied during soldering may damage the insulator of the safety vent and mechanism, resulting in overheat, explosion, or fire of the pack.
- Do not disassemble or alter the pack. The pack employs a safety mechanism and a protection device in order to avoid any danger. If they are damaged, the pack might overheat, explode or catch a fire.
- Do not put the pack in a microwave oven or a pressure cooker. Sudden heat may damage the sealing of the pack and may cause overheat, explosion, or fire of the pack.
- Do not leave the pack in a charger or equipment if it generates an odour and/or heat, changes colour and /or shape, leaks electrolyte, or encounters any other abnormality. In such a case, immediately take the pack out of the charger or equipment and keep it away from fire. Otherwise, the pack might overheat, explode, or catch a fire.
- Stop charging or using the battery after battery reaches its lifetime, otherwise, as the PACK might cause heat generation, explosion, or fire.
- Do not use the pack beyond specified conditions. Otherwise, the pack might encounter overheat, damage, or performance deterioration .
- Read the instructions regarding the installation and operation so as to avoid damages due to incorrect operations.
- The pack may have insufficient power capacity after long storage.
- Knockoff or counterfeit battery.
- Any inconsistency between serial number, model number, and product code.



6. Disclaimer

6.1 Customer Responsibility

The Customer hereby agrees that it has carefully read and understood any and all terms and conditions, safety precautions and measures set forth in this Document, furthermore, the Customer waives claiming any liability against COMPANY and agrees to bear full responsibilities of the risks for any accidents, bodily injuries, or property loss that may occur due to non-compliance with any of the above.

Regarding a particular Product with the properties, the Customer is obligated to verify the fitness for a particular purpose of such Product described in this Document under certain application. The parameters provided in this Document may vary in different applications and performance may vary from time to time. All operating parameters, including typical parameters, must be validated for each customer application by the Customer's technical experts .

Customer takes full responsibility to verify all requirements (whether voluntary or mandatory) necessary to enter into a certain market or territory, including but not limited to technical, environmental, safety certification or other requirements. Unless expressly provided herein, COMPANY shall in no event be liable for any failure of the Product to fit for a certain application or to meet any requirement necessary to enter into a specific market or territory. The parties agree that the certification items and certification institutions are designated or agreed by Customer. COMPANY will assist the designated certification institutions to conduct testing and issue certificates for the Products by providing all necessary documentations for certification, including specification, product label, application form and samples. The Parties further agree that all expenses and liabilities in connection with or arising from the certification shall be borne by Customer, and COMPANY shall in no event be liable for any costs or expenses in connection with or resulting from any failure to pass the certification or the non-compliance with any voluntary or mandatory certification requirement in any specific territory.

Customer agrees to take full responsibility for recycling the Product in accordance with the local laws and regulations in the respective Permitted Territory and shall bear the costs arising therefrom.

Products can only be used and installed within the Permitted Territory as set forth in the cover page of this Document ("Permitted Territory"). The Product warranty is null and void in the event Products are resold, used or installed outside of the Permitted Territory.

Except as expressly set forth in this document, COMPANY makes no representations or warranties of any kind, express or implied, including, but not limited to, warranties of quality, merchantability, any implied warranties of fitness for a particular use or purpose and non-infringement.

The parties agree that COMPANY shall have no liability or obligation with respect to any infringement, claim or action which is based upon:

- COMPANY incorporation or use of materials, designs, technology or intellectual property designed, designated or instructed by Customer, its affiliates, contract manufacturers, customers, or



end users into the Products.

- The combination, assembly, operation, or use of the Products with materials, devices, parts, or software not supplied by COMPANY.
- Modifications, disassembly, repair, and rework to the Products by Customer or any third party without the prior written consent of COMPANY.
- COMPANY modification of the Products in compliance with the design, specification, requirements, or instructions of Customer.
- The claim or action arising from non-compliance with the requirements for use, storage, delivery, assembly, and disposal of the Products designated by COMPANY.
- Use of the Products beyond the scope of intended use under this Document; or any defect that may exist before the Product enters the market or any defect that is unable to be detected by the existing technology at the time the Product enters market.

For any product liability related claim raised against COMPANY, the Customer bears the burden of proof to evidence that :

(1) the Customer and its contractors, agents, customers or end users have followed the requirements of this Document,

(2) there is a product defect

(3) the accident, claim or liability is solely and directly caused by such product defect. COMPANY is entitled to reject any claim and be released from any liability in the event of Customer's failure to meet the aforesaid burden of proof.

COMPANY shall have no liability or obligation with respect to any Products which have been subjected to abuse, misuse, improper use, negligence, accident, alternation, repair or rework performed by any unauthorized persons or entities other than COMPANY.

Neither party shall be liable for any indirect, special, incidental, punitive or consequential damages of any kind (including lost profits), regardless of the form of action, whether in contract, tort (including negligence), strict liability or otherwise, even if informed of the possibility of such damages in advance.

The parties hereby agree that COMPANY entire liability, if any, in damages, indemnification or otherwise, shall not exceed the Product price paid by Customer allocable to the specific Product upon which the claim is directly based.

7. Routine maintenance

To ensure the long-term running of the energy storage system, you are advised to maintain batteries regularly.



Check content	Inspection method	Maintenance cycle
System cleanliness	Check whether the appearance of the system is damaged or deformed.	Once every 6 to 12 months
System running state	1.Check that the battery does not generate abnormal sound when it is in operation. 2.Check that the battery parameters are correctly set when the battery is running.	Once every 6 months
Electrical connection	1.Check that cables are secured. 2.Check that cables are intact, and that in particular, the parts touching the metallic surface are not scratched.	Once every 6 months
Ground reliability	Check that ground cables are securely connected.	The first inspection is 6 months after the initial commissioning. From then on, the interval can be 6 to 12 months.

8. Recycling disposal

The batteries may only be disposed of in accordance with the disposal regulations for used batteries applicable at the time of disposal. Immediately decommission any damaged batteries and please contact your installer or sales partner first before disposal. Ensure that the battery is not subjected to moisture or direct sunlight. Ensure quick removal by your installer.

- Batteries, including rechargeable batteries, may not be disposed of in household waste. You are legally obligated to return used batteries.
- Used batteries may contain pollutants that can damage the environment or harm your health if they are not stored or disposed of properly
- Batteries also contain important raw materials such as iron, zinc, manganese, copper, cobalt or nickel and can be recycled.

Do not dispose of batteries in household waste!





Shenzhen UZ Energy Limited

Add: Room 313, 3rd floor, Building 2, Meilin Dori Industrial Zone, Beihuan Road,
Meifeng Community, Meilin Street, Futian District, Shenzhen

Tel: 86-755-88609397

E-mail: marketing@uzenergy.com

<http://www.uzenergy.com>